



Ibuprofen Dosing Table for Fever and Pain

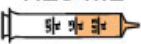
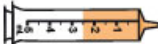


Ibuprofen (also known as Motrin® and Advil®) is a medicine used to reduce fever and pain. It is an "over-the-counter" medicine ([/English/safety-prevention/at-home/medication-safety/Pages/Using-Over-the-Counter-Medicines-With-Your-Child.aspx](https://www.healthychildren.org/English/safety-prevention/at-home/medication-safety/Pages/Using-Over-the-Counter-Medicines-With-Your-Child.aspx)), meaning that you can get it without a doctor's prescription.

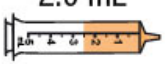


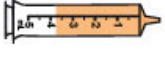




















This table* can help you figure out the right amount to give. (*Find a print-friendly version here* (https://downloads.aap.org/HC/EN/Ibuprofen_Pictographic_Dosing_Chart_download.pdf).) Use your child's weight to decide on the right amount to give. If you do not know your child's weight, use your child's age. Be sure to check with your child's doctor to make sure you are giving the right amount.

How to give the right amount of IBUPROFEN (also known as Motrin, Advil) is different depending on which type of ibuprofen you plan to give.

Dose: Give every 6 hours if needed, for fever or pain. **DO NOT GIVE MORE THAN 4 DOSES IN 24 HOURS.** Do **NOT** use with any other medicine containing ibuprofen.



Weight	Age	Infant's Ibuprofen Drops (50 mg / 1.25 mL)	Children's Liquid Ibuprofen (100 mg / 5 mL)	Children's Ibuprofen Chewable Tablets (50 mg)	Junior Strength Ibuprofen Tablets (100 mg)	Adult's Ibuprofen Tablets (200 mg)
0 to 11 pounds (up to 5 kilograms)	0 to 5 months	_____	_____	_____	_____	_____
12 to 17 pounds (about 6 to 7 kilograms)	6 to 11 months	1.25 mL 	2.5 mL 	_____	_____	_____
18 to 23 pounds (about 8 to 10 kilograms)	12 to 23 months	1.875 mL 	4 mL 	_____	_____	_____
24 to 35 pounds	2 to 5 years	2.5 mL	_____	2 tablets	_____	_____

pounds (about 11 to 15 kilograms)	2 to 3 years		5 mL → 	2 tablets 	—————	Back to Top
36 to 47 pounds (about 16 to 21 kilograms)	4 to 5 years	3.75 mL 	 ← 7.5 mL	3 tablets 	—————	—————
48 to 59 pounds (about 22 to 26 kilograms)	6 to 8 years	5 mL 	10 mL → 	4 tablets 	2 tablets 	1 tablets 
60 to 71 pounds (about 27 to 32 kilograms)	9 to 10 years	—————	 ← 12.5 mL	5 tablets 	2 ½ tablets 	1 tablet 
72 to 95 pounds (about 33 to 43 kilograms)	11 years	—————	 ← 15 mL	6 tablets 	3 tablets 	1 ½ tablets 
96 pounds or more (44 kilograms or more)	12 years or older	—————	10 mL + 10 mL = 20 mL 10 mL →  and 10 mL → 	8 tablets 	4 tablets 	2 tablets 

*Table notes:

- **Age of child:** Do not use ibuprofen in children who are less than 6 months old unless your child's doctor tells you to. This is because it has not been found to be safe in children less than 6 months old. The use of the medicine in children less than 6 months is also not approved by the FDA. It is also best not to give medicines with more than one ingredient in it to children less than 6 years of age.
- **Dosage:** Determine by finding child's weight in the top row of the dosage table.
- **Measuring the dose for liquid medicines** ([/English/safety-prevention/at-home/medication-safety/Pages/Using-Liquid-Medicines.aspx](#)) (should be in "mL" or metric units): It is easier to give the right amount of liquid medicine when using a syringe than when using a kitchen teaspoon or tablespoon. Use the syringe or dosing cup that comes with the medicine. If a tool does not come with the medicine, ask your pharmacist for one.
- **Ibuprofen drops:** Ibuprofen infant drops come with a measuring syringe.
- **Adult dosage:** 400 mg
- **How often to give the medicine (frequency):** You can give ibuprofen every 6-8 hours if needed.

More information

- [Fever and Your Baby \(/English/health-issues/conditions/fever/Pages/Fever-and-Your-Baby.aspx\)](/English/health-issues/conditions/fever/Pages/Fever-and-Your-Baby.aspx)
- [How to Take a Child's Temperature \(/English/health-issues/conditions/fever/Pages/How-to-Take-a-Child's-Temperature.aspx\)](/English/health-issues/conditions/fever/Pages/How-to-Take-a-Child's-Temperature.aspx) [Back to Top](#)
- [How to Use Liquid Medicines for Children \(/English/safety-prevention/at-home/medication-safety/Pages/Using-Liquid-Medicines.aspx\)](/English/safety-prevention/at-home/medication-safety/Pages/Using-Liquid-Medicines.aspx)
- [Using Over-the-Counter Medicines with Your Child \(/English/safety-prevention/at-home/medication-safety/Pages/Using-Over-the-Counter-Medicines-With-Your-Child.aspx\)](/English/safety-prevention/at-home/medication-safety/Pages/Using-Over-the-Counter-Medicines-With-Your-Child.aspx) (</English/safety-prevention/at-home/medication-safety/Pages/Using-Liquid-Medicines.aspx>)
- [Ibuprofen: Info for Consumers \(http://www.nlm.nih.gov/medlineplus/druginfo/meds/a682159.html\)](http://www.nlm.nih.gov/medlineplus/druginfo/meds/a682159.html) (National Library of Medicine)

Last Updated 10/21/2021

Source American Academy of Pediatrics Council on Quality Improvement and Patient Safety (Copyright © 2021)

The information contained on this Web site should not be used as a substitute for the medical care and advice of your pediatrician. There may be variations in treatment that your pediatrician may recommend based on individual facts and circumstances.